

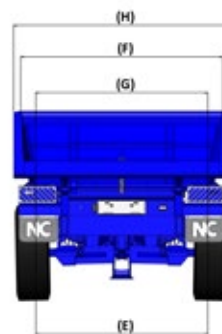
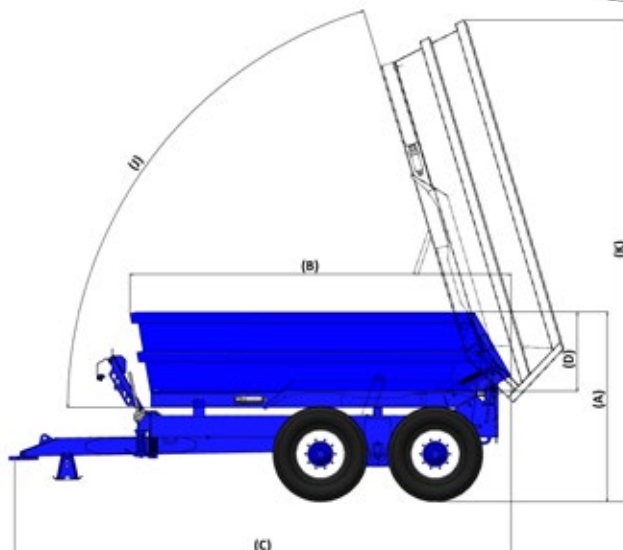
Dump Trailer



300 Series Dump Trailer

- Available in 12 – 20 tonne carrying capacities
- Patented tail- door design enables the Dump Trailer to be used with or without the tail-door in operation, without the need for hydraulics
- Side panels manufactured from 5mm thick steel and supported by a continuous horizontal bulge bar to ensure excellent strength to weight ratio
- Body pivot hinge designed to ensure maximum height of discharge. Higher pivot point for easy stockpiling
- Wider and lower construction for better stability and ease of loading with rubber tyred or mini track excavators
- Body can be scraped clean using 6ft (1.8m) bucket

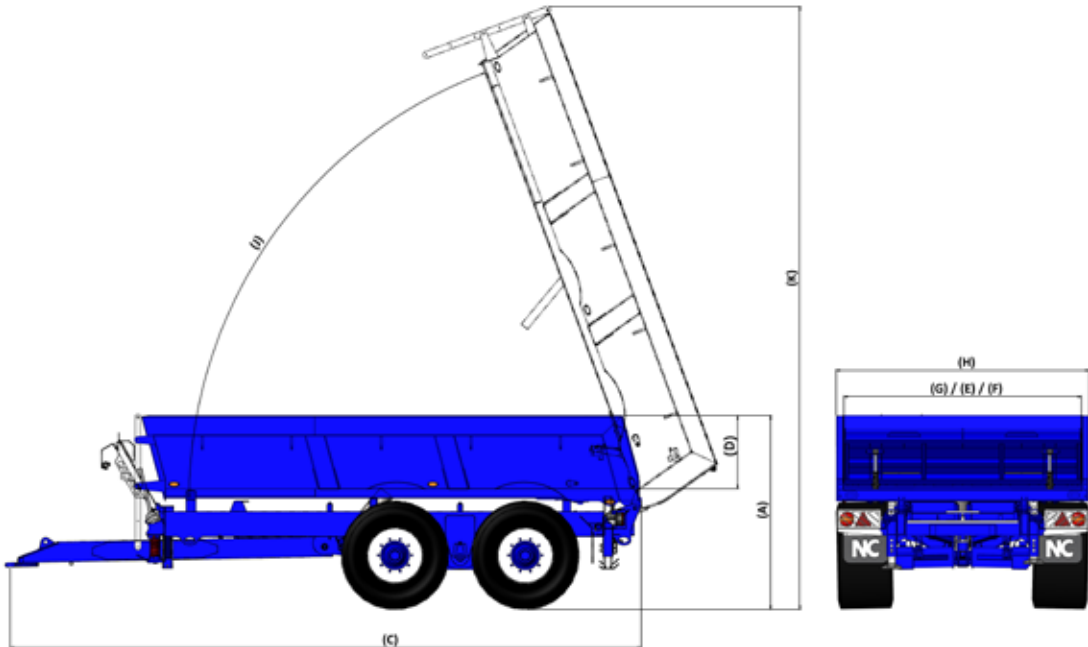




300 Series									
	Units	312 (12T)	314 (14T)	316 (16T)	318 (18T)	320 (20T)	320 On 560/60 R22.5	320 On 650/55 R26.5 (Narrow Chassis)	320 On 710/50x26.5 (Narrow Chassis)
Overall Height (A)	m	2.08	2.15	2.22	2.32	2.38	2.43	2.56	2.56
Body Length (B)	m	4.19	4.34	4.38	4.76	4.78	4.78	4.78	4.78
Overall Length (C)	m	5.40	5.54	5.54	5.94	5.94	5.94	5.94	5.94
Floor to top of side (D)	m	0.74	0.82	0.92	0.92	1.02	1.02	1.02	1.02
Width of floor (E)	m	2.00	2.00	2.00	2.00	2.00	2.00	2.00	2.00
Inside body width at top side (F)	m	2.26	2.28	2.32	2.32	2.36	2.36	2.36	2.36
Inside body width at bottom side (G)	m	2.00	2.00	2.00	2.00	2.00	2.00	2.00	2.00
Overall width (H)	m	2.46	2.46	2.46	2.50	2.66	2.66	2.58	2.69
Tipping Angle (J)	°	73	73	73	72.5	72.5	72.5	72.5	72.5
Max height when tipped (K)	m	5.45	5.49	5.58	6.00	6.00	6.05	6.18	6.18
Oil required to tip	Litres	26	26	26	41	41	41	41	41
Number of axles	Qty	2	2	2	2	2	2	2	2
Floor Thickness	mm	8.00	8.00	8.00	8.00	8.00	8.00	8.00	8.00
Side Thickness	mm	5.00	5.00	5.00	5.00	5.00	5.00	5.00	5.00
Volume	m ³	5.70	6.30	7.20	8.00	9.00	9.00	9.00	9.00
Draw Bar	Type	Sprung	Sprung	Sprung	Sprung	Sprung	Sprung	Sprung	Sprung
Axles	Type	80mm 8 Stud	90mm 10 Stud	100mm 10 Stud	127mm 10 Stud	127mm 10 Stud	127mm 10 Stud	127mm 10 Stud	127mm 10 Stud
Suspension/Bogie	Type	Oscillating Bogie	Oscillating Bogie	Oscillating Bogie	Tandem Springs	Tandem Springs	Tandem Springs	Tandem Springs	Tandem Springs
Hydraulic Brakes	Type	350x60	400x80	400x80	420x180	420x180	420x180	420x180	420x180
Slack Adjusters	Type	Yes	Yes	Yes	Yes	Yes	Yes	Yes	Yes
Tyres	Type	385/65 R22.5	385/65 R22.5	385/65 R22.5	445/65 R22.5	445/65 R22.5	560/60 R22.5	650/55 R26.5	710/50 R26.5

- Available in 12 – 16 tonne carrying capacities
- Hydraulic rear door, folding flat to floor
- Side panels manufactured from 5mm thick steel and supported by a continuous horizontal bulge bar to ensure excellent strength to weight ratio
- Option of 4 metre aluminium ramps with maximum carrying capacity of 6950 kgs
- Storage trays for aluminium ramps integrated into the chassis
- 4 floor hooks inside body for securing loads for safe transportation (eg Mini Digger)
- 5mm Hardox Floor

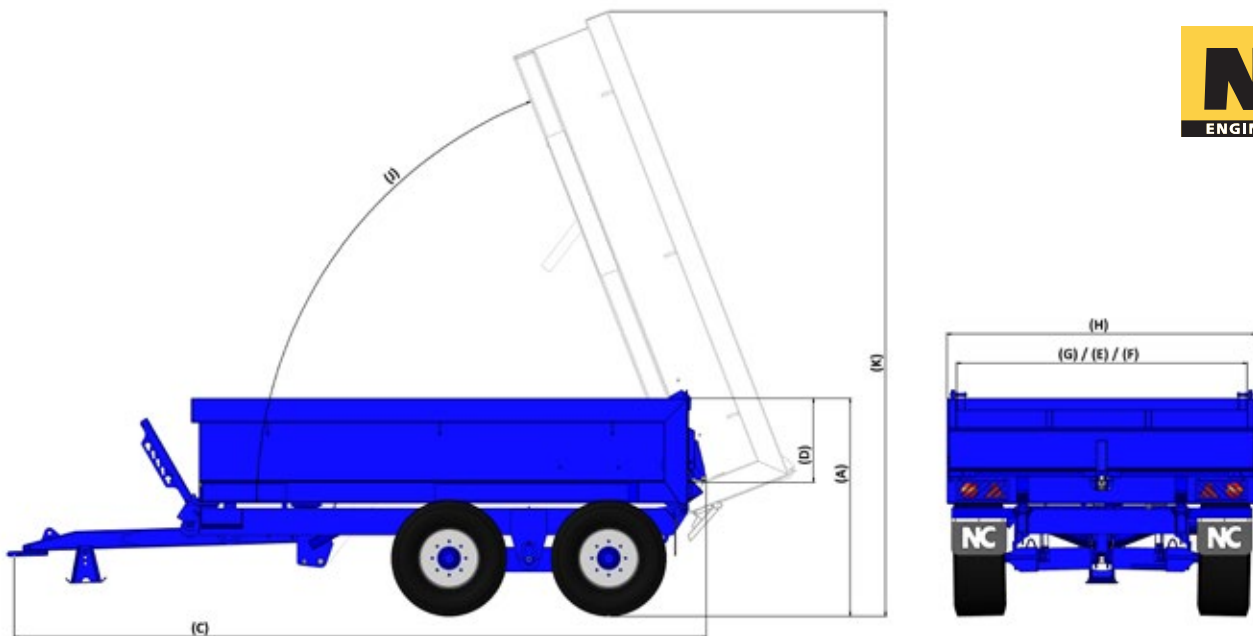





600 Series				
	Units	612 (12T)	614 (14T)	616 (16T)
Overall Height (A)	m	1.93	2.00	2.08
Body Length (B)	m	5.00	5.00	5.00
Overall Length (C)	m	6.34	6.34	6.34
Floor to top of side (D)	m	0.57	0.64	0.72
Width of floor (E)	m	2.40	2.40	2.40
Inside body width at top side (F)	m	2.40	2.40	2.40
Inside body width at bottom side (G)	m	2.40	2.40	2.40
Overall width (H)	m	2.54	2.54	2.54
Tipping Angle (J)	°	72	72	72
Max height when tipped (K)	m	6.10	6.10	6.10
Oil required to tip	Litres	29	29	29
Number of axles	Qty	2	2	2
Floor Thickness	mm	6 (Hardox - 450)	6 (Hardox - 450)	6 (Hardox - 450)
Side Thickness	mm	5	5.00	5.00
Volume	m ³	5.70	6.40	7.20
Draw Bar	Type	Sprung	Sprung	Sprung
Axles	Type	80mm 8 Stud	90mm 10 Stud	100mm 10 Stud
Suspension/Bogie	Type	Oscillating Bogie	Oscillating Bogie	Oscillating Bogie
Hydraulic Brakes	Type	350x60	400x80	400x80
Slack Adjusters	Type	Yes	Yes	Yes
Tyres	Type	385/65 R22.5	385/65 R22.5	385/65 R22.5

- Available in 12 - 15 tonne carrying capacities
- Twin tail door system with top hinged inner door and bottom hinged hydraulic door
- Top door can be removed when transporting bulky loads eg tree stumps
- Wider and lower construction for better stability and ease of loading with rubber tyred or mini track excavators
- Floor width up to 2.38 metres to allow scraping with bucket of digger or transportation of mini excavators





Euro Series			
	Units	12T	15T
Overall Height (A)	m	1.93	2.50
Body Length (B)	m	4.10	4.54
Overall Length (C)	m	5.70	6.30
Floor to top of side (D)	m	0.67	0.91
Width of floor (E)	m	2.40	2.40
Inside body width at top side (F)	m	2.40	2.40
Inside body width at bottom side (G)	m	2.40	2.40
Overall width (H)	m	2.54	2.54
Tipping Angle (J)	°	67.8	68.1
Max height when tipped (K)	m	5.00	5.00
Oil Required to tip	litres	17	27
Number of axles	Qty	2	2
Floor Thickness	mm	8 (S355)	8 (Hardox - 450)
Side Thickness	mm	5 (S355)	5 (Hardox - 450)
Volume	m ³	5.30	10.20
Draw Bar	Type	Sprung	Sprung
Axles	Type	80mm 8 Stud	127mm 10 Stud
Suspension/Bogie	Type	Oscillating Bogie	Tandem Springs
Hydraulic Brakes	Type	350x60	420x180
Slack Adjusters	Type	Yes	Yes
Tyres	Type	435/50 R19.5	385/65 R22.5



LED Lights and Galvanised Guards



Ratchet Park Brake



Robot Welded Rocking Bogie



Sprung Drawbar Complete with Galvanised Parking Stand



Body Safety Prop



600 Series Ramp Storage



**Weight Transfer System (Standard on 18 & 20 Tonne only –
Option on 12 - 16 Tonne)**



Magic Tail Door



Options



Hardox Body



Adjustable Hitch



Powerbrake



Weld on Stone Guard



Galvanised Bolt on Stone Guard



Hydraulic Jack



Front to Rear Cover



**Galvanised Ladder
(300 Series)**



Swivel Hitch



Galvanised Extension Sides



Air & Hydraulic Brakes or Air Only Brakes



Galvanised Mudguards



Optional Extras

300 Series only -

10mm floor
12mm floor
6mm Hardox floor
8mm Hardox floor
8mm Hardox door
12mm Hardox door
6mm sides
8mm sides
6mm Hardox floor and 4mm Hardox sides
8mm Hardox floor and 6mm Hardox sides
Stone guard (bolt-on or weld-on)
8" extension sides (bolt-on)
Galvanised mudguards
Galvanised light brackets
Weight transfer rams (standard on 18 and 20 Tonne)
Weight transfer rams indicator
Front ladder

600 Series only -

4m long Aluminium ramps rated to 9560kg/pair
8mm Hardox floor
5mm Hardox sides

Euro Series only -

Hydraulic folding side (12 Tonne only)
12 Tonne curved front c/w fixed stone guard
12 Tonne Hardox body c/w 6mm floor and 4mm sides
Bolt-on stone guard

Optional extras (All Dump Trailers) -

10 Stud axles (400x80 brake) on 12 Tonne
420x180 high speed axles
Tandem springs c/w high speed axles
Front to rear cover (Electric or Hydraulic)
Toolbox (Steel or plastic)
Rear tow hitch c/w light socket
Folding tow hitch c/w light socket
Rear under run protection
Spray suppression in-lieu of standard mudflaps
Side impact protection
¾" tipping hose in-lieu of standard

Revision 3 – November 2021

In accordance with our policy of continued development we reserve the right to alter specification and design without notice.



NC Engineering (Hamiltonsbawn) Ltd
2 Killyrudden Road
Hamiltonsbawn
Co. Armagh
Northern Ireland
BT61 9SF

Tel: 028 38 871970
Fax: 028 38 870362

www.nc-engineering.com

Tyres -

New 385/65 R22.5 in-lieu of remould (12-16 Tonne)
445/65 R22.5
560/45 R22.5 (12-16 Tonne)
560/60 R22.5 (16-20 Tonne)
650/55 R26.5 (20 Tonne only)
710/50 R26.5 (20 Tonne only)

Brakes -

Dual air/hydraulic
Air only brakes
Hydraulic loadsensing (suspension only)
Air loadsensing (suspension only)
12-volt ABS c/w susie (requires high speed axles)
Automatic slack adjusters (requires high speed axles)
ABS ready kit (requires high speed axles)
Cable breakaway
Electric breakaway
Eurosafe breakaway
Powerbrake
Hydraulic brake connection at rear
Air brake connection at rear
Premium red & yellow susies c/w handle grips (Dual or air brakes only)

Electrics -

Reversing camera
2 x rear LED work lights
2 x rear LED work lights activated by switch as body tips
Dual tail lights (Standard on 600 Series)
LED flasher (2 loose wires or switch from side lights)
LED control kit
Side marker lights flashing as indicators

Towing eye -

Swivel hitch
Adjustable hitch (not available with swivel)
K80 weld-on spoon
K80 bolt-on spoon
Bolt-on 50mm agricultural towing eye
Bolt-on 50mm Commercial towing eye
Towing eye locking system

Other -

EU slow vehicle warning triangle
Side and rear reflective tape
Painted red, green or blue as standard. All other RAL colours available on request.
Commercial screw jack
Hydraulic jack
Mudflaps on front of trailer
Central greasing points for suspension and axles

