

T7 HEAVY DUTY RANGE

T7.290 | T7.315



MACHINE OF
THE YEAR 2016

Two models right for your farm.

Sometimes there is strength in depth, but with the T7 Heavy Duty range New Holland has distilled the essence of high horsepower tractors in a standard frame into just two models: the T7.290 and the T7.315. These models offer 6% higher lift capacity than the standard T7 range, up to 11,058kg, to enable you to work with the largest ploughs and seed hoppers. The 11cm longer wheelbase delivers even greater high speed stability and draft performance. When coupled to the wider tyre offering, including the ultra-low compaction 900 tyres, the T7 Heavy Duty really has been taken to the next level.





T7 Heavy Duty. Strong agricultural design.

The T7 Heavy Duty is a true farmers' tractor. What do we mean by that? Quite simply, this range exists because you, the modern farmer asked for it. Every feature on this range is the fruit of extensive global customer consultation. You asked for more power. It's here. You asked for the ability work with larger loads. It's here. You wanted business class comfort. Step up and take a look. You need a tractor with compact dimensions suitable for narrow roads and tight in-field turns? Job done. You demanded multitasking flexibility. The T7 delivers. Plus you wanted a good looking tractor with head turning styling. Just take a look. T7 Heavy Duty. You asked. We delivered.

A world class tractor from a world class facility

The T7 Heavy Duty tractor is a unique product in the New Holland range. In order to deliver such an advanced machine, a brand new production line was built at the Basildon factory in the UK. Conceived in line with World Class Manufacturing best practices, every T7 Heavy Duty tractor is built to the most rigorous standards to ensure that it delivers day in day out, for many years to come.

T7 Standard Wheelbase



T7 Long Wheelbase



T7 Heavy Duty



Model	Rated hp(CV)	Wheelbase mm	Weight kg
T7.175	140	2734	6650
T7.190	150	2734	6750
T7.210	165	2734	6750
T7.225	180	2734	6750

Model	Rated hp(CV)	Wheelbase mm	Weight kg
T7.230	180	2884	8140
T7.245	200	2884	8140
T7.260	220	2884	8140
T7.270	240	2884	8140

Model	Rated hp(CV)	Wheelbase mm	Weight kg
T7.290	271	2995	10,500
T7.315	300	2995	10,500

T7 range: ten models. Three transmissions. Countless awards.

The T7 Heavy Duty is part of the extended T7 family which means there is a New Holland T7 tractor to match all of your specific business needs. The Heavy Duty's cousins have rated powers spanning from 140 to 240 horsepower, the ten-model T7 model line-up offers a choice of semi-Powershift, full Powershift or continuously variable transmissions (CVT), with the T7.225, T7.270, T7.290 and T7.315 only available with Auto Command™ CVT transmissions.

Built in strengths.

To get ahead in modern agriculture you need to be strong. Your farm needs to be strong, and most of all you tractor needs to be strong. That is why the T7 Heavy Duty range has been engineered by design with multiple built in strengths.

More power. Up to 313hp(CV) is on tap, enhancing your T7's strength to work with the most power hungry implements.

More comfort. Up to 20 LED work lights keep you working around the clock and ultra comfortable seats mean operators keep their strength up all day long.

More efficiency thanks to ECOBlue™ HI-eSCR technology to keep your fuel costs low and your bank balance even stronger.

More versatility. Your T7 Heavy Duty is strong enough to deal with draft work, tillage applications, baling, transport.

You name it. The T7 Heavy Duty does it. Built in Strengths. Job done.

Electronic variable geometry turbocharger

Tier 4B ECOBlue™ HI-eSCR engine, up to 313hp(CV) maximum horsepower

New aggressive styling package

New Holland LED signature lights

Optional four hood mounted LED lights


Modular weight block with integrated toolbox

Terraglide™ front suspension

Two speed front PTO with 1000 ECO

Heavy duty front axle

Ultra-safe ABS braking technology





MACHINE OF THE YEAR 2016



Factory installed IntelliSteer® guidance system

Up to 20 LED working lights

ISOBUS Class III IntelliCruise functionality

Advanced seat options

Standard Comfort Ride™ cab suspension

Headland Turn Sequencing II system

Best-in-Class fuel tank capacity of 630 litres

Proven Auto Command™ continuously variable transmission as standard

Tyre Pressure Monitoring System

Blue Power. Exclusive Edition.

The Blue Power range was developed for those agribusinesses which are looking for the ultimate in premium agriculture. Here performance and comfort are of supreme importance. Add to these attributes exclusive styling and you've discovered the most luxurious tractor range ever. Ultimate comfort, cutting edge technology and eye catching design. If you want your tractor to stand out in the field not only for its performance, but also for its looks, then you've found your answer. Available exclusively with an Auto Command™ continuously variable transmission, the Blue Power range is tractor luxury personified.

*Blue*power





- Distinctive metallic midnight blue paint
- Chrome coloured grille
- Silver wheel rims
- Eye catching 3D New Holland and leaf
- Blue Power seat and branded thick pile carpet
- Silver light surround on cab work lights
- An extensive list of standard equipment

Blue Power. Exclusive edition, exclusive emotion.

Please, take a seat.

New Holland brings to you the best-in class seat offering, with three different models providing you with a wide and comprehensive choice. All seats benefit from improved cushioning. These firmer, more durable seat cushions provide outstanding comfort whatever the terrain. A standard, full-sized upholstered instructor seat folds down to provide a work surface when not in use.



Dynamic Comfort™ seat

The Dynamic Comfort Seat boasts an enhanced low frequency suspension mechanism. The stitched cushions, finished in a stylish mixture of leather and cloth, also feature two stage heating.

Comfort seat

The standard Comfort seat uses a low frequency suspension unit. Cushions are finished in a durable dark blue cloth. All seat controls are easily identified ensuring seat adjustments are quick and easy.



Auto Comfort™ seat

The ventilated Auto Comfort™ seat offers a premier seating experience. With automatic weight setting, active suspension, heating and even a ventilation system that cools and removes moisture, this is perfect for operators who spend extended hours in the tractor. Seat covering is in blue and grey leather.

Both the Dynamic Comfort and Comfort seats benefit from innovative swivelling backrest, designed to provide upper back support and significantly increases comfort when the seat is turned to monitor rear mounted implements.

	Comfort seat	Dynamic Comfort™ seat	Blue Power Dynamic Comfort™ seat	Auto Comfort™ seat	Blue Power Auto Comfort™ seat
Material	Cloth	Cloth/Leather	Cloth/Leather	Leather	Cloth/Leather
Suspension type	Low frequency	Low frequency with dynamic damping	Low frequency with dynamic damping	Semi active	Semi active
Damping system	Adjustable	Automatic	Automatic	5 modes	5 modes
Weight adjustment	Automatic	Automatic	Automatic	Active electronic	Active electronic
Lumbar support	Manual	Pneumatic	Pneumatic	Pneumatic	Pneumatic
Climate System	-	2 stage heater	2 stage heater	Heating and active ventilation	Heating and active ventilation
Backrest extension	Swivelling	Swivelling	Swivelling	Vertically adjustable	Vertically adjustable
Passenger seat	Cloth	Leather	Leather	Leather	Leather

Bright lights for dark nights.

Lighting up the way for improved night time productivity and total safety is a New Holland key priority, accomplished by bringing into the farming world the latest automotive sector innovations, such as LED lights. The all-new lighting offering features up to 20 LED lights. Brighter and less power-consuming than their standard equivalent, these lights offer a broad spread of white light, turning night into day. Up to 6 lights can be fitted in the front and rear of the roof, while high level headlamps light up the distance and pave the way for non stop operation.



Fully adjustable lights


The optional 360° package includes an adjustable light at each corner of the cab. The rear lights are independently switched to reduce glare if working alongside a harvester.



LED lights are efficiency itself: more light, more durability, less power consumption.



The standard signature lights bring a modern stylish addition to the familiar New Holland hood lights, there's even a New Holland logo within the light unit.




Choose a lighting package to suit you

There are three cab lighting packages available, consisting of eight, twelve and sixteen LED cab lights in various configurations, to suit your individual requirements.

Experience a revolution in tractor operation.

An ergonomic, spacious and practical operator environment is a must for day-long productivity. That is what New Holland's industry leading Horizon™ cab delivers. Want all round visibility? Whether you're in the yard, in the field or on the road, you'll have an uninterrupted productivity enhancing view. Always. The high visibility, fully openable transparent roof hatch enhances ventilation and brings the outside in.

AT 69dB(A), T7 CABS ARE THE QUIETEST IN THE BUSINESS





Control centre

The air conditioning controls, lighting panel, additional storage slots and the radio have all been grouped in an ergonomic cluster. A Bluetooth RDS/MP3 radio is fitted as standard. Not only can you take your phone calls handsfree, you are also able to listen to your favourite tunes either streamed directly from your MP3 player, via the AUX connector, or via a USB memory stick.



Eyes in the back of your head

The optional enlarged heated wing mirrors feature an electronically adjustable top section for the best possible view of the road during high-speed transport. The adjustable lower section has been designed to effectively counteract blind spots.



Farming luxury

The full leather steering wheel and deep pile branded carpet are available as an option. You can select other luxury options such as leather seat, rear sunshade, tinted rear windscreen and heated front and rear windscreen.



Front and rear sun-visors

The front and rear sun visors have been fully integrated into the cab design, so that when they are not in use you have an uninterrupted view. They can be pulled up and down from the comfort of the seat without stretching, and an additional blind has been integrated into the high visibility roof hatch.

SideWinder II: the ultimate ergonomic farming experience.

The T7 Heavy Duty tractors offer sophisticated features that are easy and intuitive to access. The SideWinder™ II armrest hosts all key controls. Throttle, transmission and hydraulics. Everything you need to control is intuitively selected. More advanced features can be quickly accessed.



The button on the rear of the CommandGrip™ gives access to further functions.



The soft-touch buttons feature backlight technology to make selecting controls in the dark even easier.



Electronic SideWinder™ II adjustment

You can freely move the armrest to the position that suits you.

Fingertip control for up to two remote valves, which can both be configured with remote valve management.

Headland Turn Sequencing II (HTS II). Press to record, store and activate automated headland turn.

Optional IntelliSteer® auto-guidance, automated steering engagement.

Rear linkage raise/lower. Front linkage raise/lower (together with CommandGrip™ rear button).

Forward reverse shuttle switch.

Multifunction joystick. The joystick can be set to operate the front linkage or remote valves.

Personalized positioning of the hydraulic joystick and rear linkage mouse available as a factory-fit option.

Rear linkage mouse. Lift heavy mounted implements with absolute precision.

Droop control. Select a lower limit for the engine for PTO tasks, or an upper threshold for the maximum engine speed.

Electronic remotes. Easy to reach paddles provide fingertip hydraulic operation. Flow and timing can be simply adjusted through the IntelliView™ touchscreen.

Ergonomically positioned hand throttle.

The spring loaded park lock feature enables the park lock to be disengaged softly for enhanced safety.

Full access to advanced hydraulic and rear linkage controls under the padded armrest.

Electronic SideWinder™ II armrest position adjustment.

Engage and disengage the front and rear PTO instantly.





26.4cm wide IntelliView™ touchscreen monitor.

Select paddle or joystick control for remote valves 3 and 4.

Easy access to advanced features. Push the symbol. Activate the feature. The Integrated Control Panel, ICP, makes it simple to access advanced operating features.

Engage and disengage the front suspension, or select one of three levels of damping.

Throttle up to your desired engine speed, select Engine Speed Management, and the speed is fixed.

Engage Terralock and it will automatically manage four-wheel drive and differential lock selection.

Auto PTO will disengage and reengage both the front and rear PTOs during a headland turn.

Press the Headland Turn Sequencing button to record and replay the functions you use most frequently.

Three point hitch levelling and top link extension at the touch of a button or can be assigned to any remote valve with remote valve management.

Front and rear linkage raise/lower function.

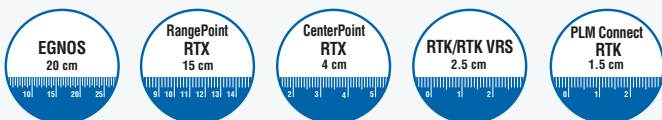


Three factory-fitted guidance packages.



When ordering your T7 Heavy Duty, you can choose between three different guidance packages. This means that your new T7 will arrive direct from the factory with the exact accuracy level you require. Choose your accuracy level right down to the most precise 1.5cm* option. A must for high value vegetable or bulb farming.

* Using RTK correction signal



Levels of accuracy and repeatability

New Holland offer multiple levels of accuracy. This enables you to select the right IntelliSteer® system to match your needs and budget. When using RTK correction with IntelliSteer you can enjoy guaranteed year on year repeatability.


NH 372 receivers

The NH 372 receiver is capable of working with WAAS, EGNOS, OmniSTAR, RTX and RTK correction signals utilizing both the GPS and GLONASS satellite constellations. For RTK applications an integrated radio receiver can be located inside the receiver, or a cellular modem can be used.



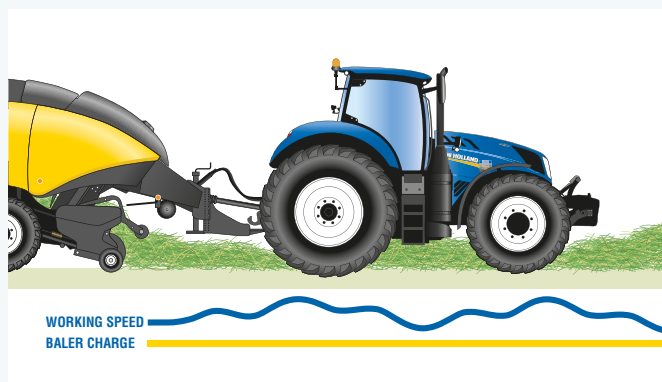
Advanced IntelliRate™ Control System

The T7 can be specified with the optional IntelliRate™ Control system. It is operated from the comfort of the cab and uses the IntelliView™ monitor to fine tune inputs and manage section and rate control of sprayers and seeding equipment. This prevents overlaps, controls dosing and seed rates depending on yield data and eliminates gaps; this will optimise inputs to maximise outputs.



IntelliView™ - visible intelligence

The ultra-widescreen 26.4cm IntelliView™ IV colour touchscreen monitor can be used to manage the optional IntelliSteer® auto-guidance system. The IntelliView™ monitors enable fingertip programming of a variety of guidance paths, from straight A-B runs to the most complex adaptive curves. You can personalize your settings simply and easily and also transfer data using PLM Connect File Transfer and PLM desktop software packages.



Two way communication

The new T7 range is fitted with ISOBUS III technology. This means the tractor and implement can communicate with each other, relaying information back and forth, resulting in the implement controlling the speed of the tractor to achieve maximum productivity.



Telematics: manage your machine from the comfort of your office

PLM® Connect enables you to connect to your T7 from the comfort of your office through the utilization of the mobile network. You can stay in touch with your machines at all times, and you can even send and receive real-time information that saves time and enhances productivity. The entry-level PLM® Connect Essential package offers the most frequently used features or upgrade to the PLM® Connect Professional package for full machine monitoring and control. In short, PLM® Connect will help you to reduce your fuel bills and improve fleet management and security in one simple package.

Powered by FPT Industrial.

New Holland are not going it alone when it comes to Tier 4 technology, they can draw on the experience of their in-house engine development specialist: FPT Industrial.

Pioneers: Fiat invented Common Rail technology in the 1980s and brought it to the masses in 1997 on the Alfa Romeo 156. They were the very first to introduce it on agricultural machines on the TS-A tractor. Pioneering. Always.

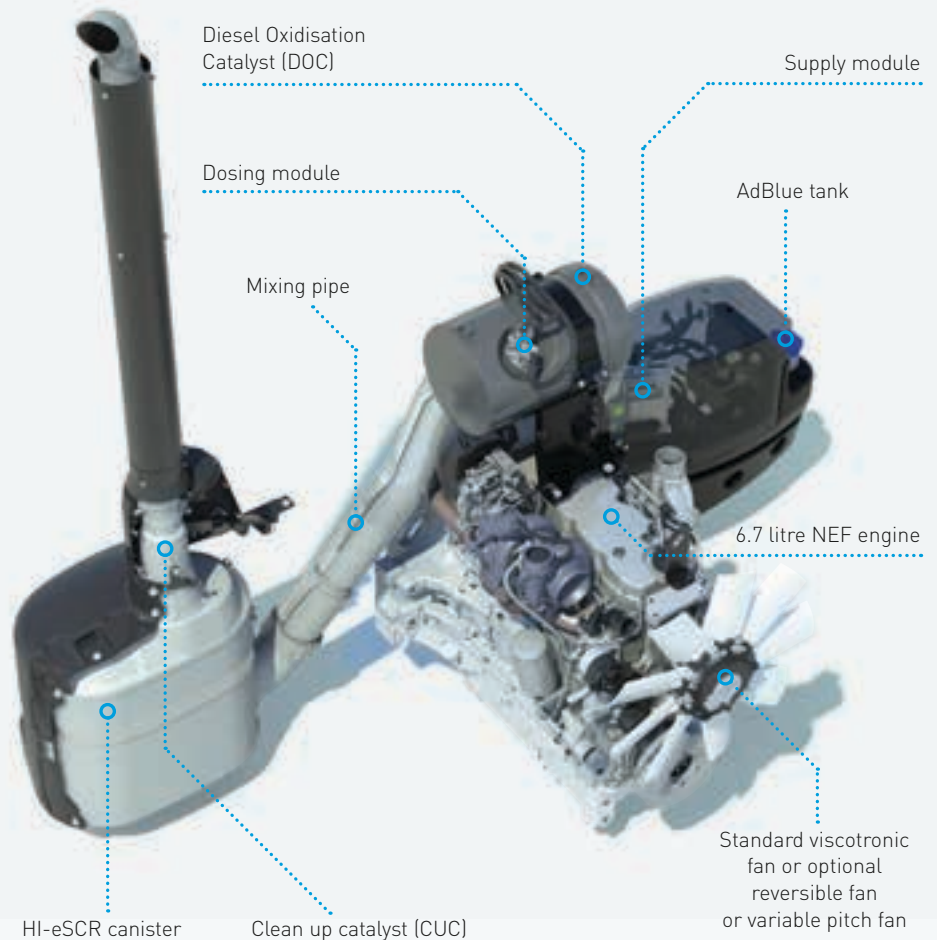
Cleaner: for the sixth consecutive year, CNH Industrial has topped the Dow Jones Sustainability World and Europe Indexes for the Industrial Engineering sector. Cleaner. Everywhere.

Proven: FPT Industrial has pioneered SCR technology since 1995 and has already produced over 650,000 SCR engines during the last eight years for the agricultural, construction and haulage industries. Reliability. Confirmed.





Sustainable Efficient Technology



ECOBle™ HI-eSCR explained

An evolution of the existing ECOBlue™ SCR system, you will benefit from the highest NO_x conversion efficiency in the industry. This multi-patented system uses a new Engine Control Unit, which not only manages the engine, but also the HI-eSCR after treatment system by controlling the supply and dosing modules. Using a dedicated closed loop system, it continuously monitors the NO_x levels in the exhaust gases, ensuring that during every cycle the precise amount of AdBlue is injected to achieve NO_x conversion of over 95%, all while guaranteeing low fluid consumption.

ECOBle

HI-eSCR



The power and efficiency you've come to expect from New Holland.

The 6.7 litre FPT Industrial NEF engine features ECOBlue™ HI-eSCR technology for Tier 4B compliance. It pumps out up to a massive 313hp(CV) whilst maintaining impressive fuel efficiency. In order to effectively deliver the additional power, the NEF engine has been significantly strengthened with additional subframe supports. This has also enabled the maximum gross vehicle weight to increase to an impressive 16 tonnes. Maximum torque is available at a mere 1400rpm whilst maintaining the lightning quick transient response you've come to expect from a New Holland tractor.

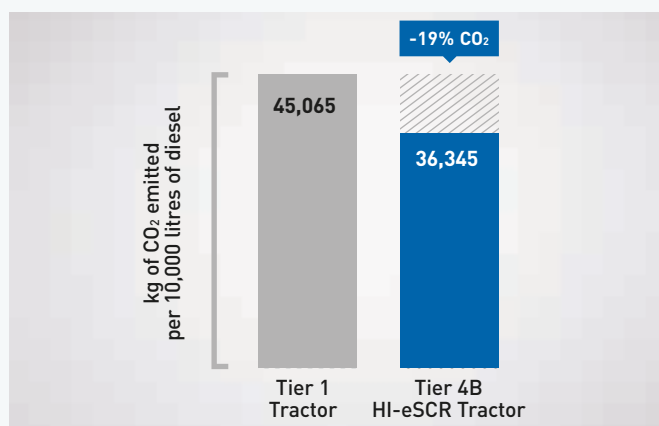
Variable geometry turbo technology

When farming in variable field and road conditions, New Holland knows that a responsive engine is a must. That is why variable geometry turbo technology has been introduced to maintain the maximum 1282Nm of torque across a 500rpm engine range. Whether you're operating at 1200rpm or 1700rpm you'll have all that torque available. So when load is increased you'll keep on going. The VGT also makes turbo lag a thing of the past, so when you ask your T7 Heavy Duty for more, it responds. Instantly.



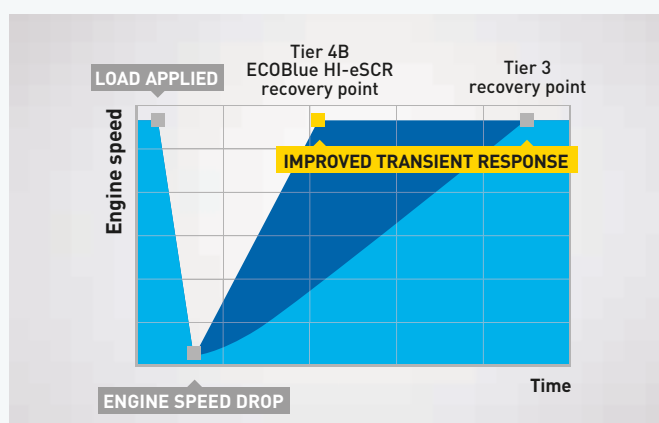
Save fuel to reduce your carbon footprint

ECOBlue™ HI-eSCR technology for Tier 4B compliance reduces NOx emissions and maintains the T7 Series' impressive fuel efficiency, bringing about a substantial cut in your farm's carbon emissions. Visit www.carbonid.newholland.com to find out just how much carbon you could save!




All the power you need always available

Here at New Holland we're passionate about transient response. You might think so what. But it's your productivity guarantee. Put simply, as your NEF engine only breathes clean fresh air it can react even quicker when placed under load. Significantly quicker in fact. Transient response. We've got it covered.



Innovative Auto Command™ transmission offers advanced New Holland features.

Designed and built by New Holland over 25,000 multi award-winning Auto Command™ continuously variable transmissions (CVT) have been built. The Auto Command™ transmission benefits from four direct drive points with 100% mechanical efficiency. These points have been precision engineered to ensure that they perfectly match the most frequently used speeds during heavy draft work, secondary cultivation activities, high speed in-field work, such as baling or mowing, and high speed transport activities. Advanced double clutch control further enhances efficiency. Quite simply, it is the smoothest and most productive CVT around.



Force based movement enables the operator to change speed and direction. Forward speed can also be controlled using the foot pedal.

Target speed adjustment – set a target speed to match your exact needs.

Target speed selection – allows you to change between three target speeds.

4 driving modes to suit your driving style

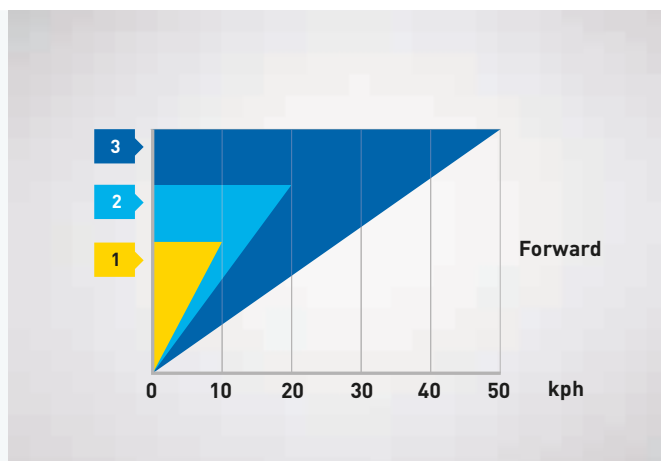
Auto Mode. Once the desired target speed is achieved, Auto Command will match the engine and transmission to maintain it.

Cruise Mode. Cruise Mode allows the operator to achieve a set target speed at the touch of a button, and to maintain the speed for economy and productivity.

Manual Mode. Allows the operator to manually set the required engine and forward speed, independently of each other.

PTO Mode. As soon as the PTO is engaged, Auto Command will operate to achieve a constant engine speed.





Three adjustable target speeds for every need

Auto Command technology allows the operator to set a target speed of between 20m/hr right through to 50km/hr and regulate it to the nearest 0.01kph. No steps. No range changes. Just seamless speed to match your every need.



Tailored transmission settings

The multi-award winning Auto Command™ continuously variable transmission now features a three-stage acceleration and deceleration setting. The 'soft' setting is suitable for gentle direction changes, perfect during high speed transport or when working on slippery surfaces. The standard setting has been designed for normal field activities. The super-fast aggressive setting is ideal when near instantaneous direction changes are required.



Active StopStart

A key safety feature of Auto Command is Active StopStart. When the tractor is brought to a standstill, the transmission prevents the tractor moving backwards or forwards. Even with a heavy load. When the transmission takes up drive there is no risk of roll back on steep inclines. For safe parking, an electronic brake is easily engaged via the shuttle lever.




Balancing fuel economy and productivity

When working in Auto and Cruise modes, use the droop control dial, situated to the right of the operator, to limit upper engine speed used to achieve the desired forward speed. The result: you reach target speed at much lower engine revs, saving you fuel. In PTO mode, use droop control to regulate the acceptable reduction in PTO speed before forward speed is reduced.

More stable transport. Smoother in-field performance.

The T7 Heavy Duty range features up-rated front axles in line with its 16 tonne gross vehicle weight, which mean that you can work with even heavier attachments with ease. Terraglide™ front axle suspension is a standard feature and its twin dampers and accumulators deliver a silky smooth ride. The engine and subframe have been designed to maximize turning performance, so that the front wheels can nip in tight against the sculpted sump and tombstone for tight turning.





Terraglide™ front axle suspension

New Holland Terraglide™ front axle suspension is proven to protect the tractor, mounted implements and the operator from heavy shock loads during transport and in the field. In the field the advanced suspension system maintains contact between the tyre and the ground to improve traction. Full suspension travel is always maintained thanks to the system adapting to changes in the weight applied to the front of the tractor.



The integrated Comfort Ride™ Cab suspension

The standard Automatic two stage Comfort Ride™ cab suspension has established itself as a key advance in operator comfort. It provides up to a 25% reduction in shock loads reaching the operator. Designed to complement the cushioned ride offered by the standard air suspension seat. It is ideal for operations that include fast top work and extended transport duties.

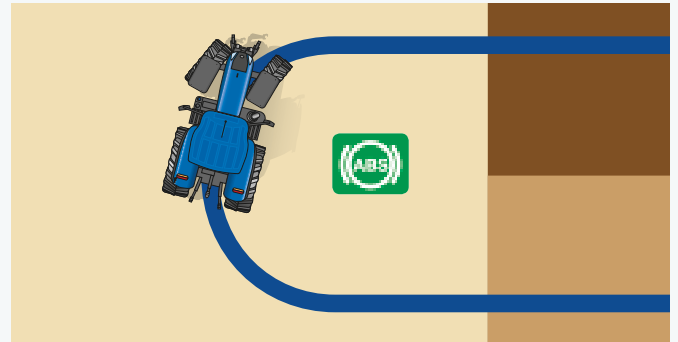
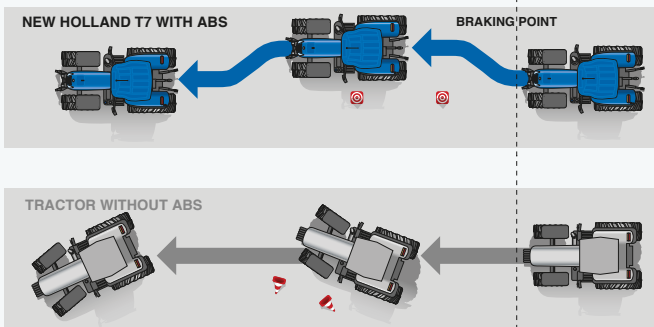


Advanced traction management

The New Holland Terralock™ system enables the operator to simply select the traction package needed for a specific application. Terralock will then manage drive to the front axle and engage and release the differential locks automatically. During a headland turn or moving from work to transport, Terralock will unlock the differentials and four wheel drive without operator intervention.

Super safe, super stable transport.

For today's modern farmers and contractors, high speed transport is a fundamental part of daily life. Whether you are travelling between clients or between far flung fields, you will appreciate the T7 Heavy Duty's impressive road handling. Outstanding visibility, precision Auto Command™ speed control and a range of braking options, make the T7 Heavy Duty a true road cruiser.



Advanced braking technology

The award-winning antilock braking system for the T7 Heavy Duty range manages each wheel's brakes individually to improve stopping performance when transporting heavy equipment. If that wasn't enough, ABS SuperSteer™ technology also allows the tractor to turn on a sixpence by pivoting on a controlled and slowed down rear inside wheel.





Tyre pressure monitoring system

Operators can check the pressure of up to 16 tyres with the tyre pressure monitoring system (TPMS). Sensors on each tyre transmit via wireless to an antenna within the cab roof. For each tyre the operator can input the ideal working pressure for a specific task. The pressure values are saved against the implement name within the IntelliView™ IV monitor, so you only need store settings once. An on screen warning then alerts the driver if the pressures are not in line with the ideal value. The TPMS benefits operational efficiency, warning if the pressures are set incorrectly, and provides an early warning of any potential punctures on a trailer for example.



Safe braking technology

The T7 Heavy Duty can be specified with an engine exhaust brake, which is activated by a foot pedal, or the Auto Command transmission ratio can be manually locked whilst braking. Pushing the shuttle button on the CommandGrip™ multifunction handle in the direction of travel will lock the transmission ratio. This provide increased engine braking but also allows the tractor and trailer to slow at the same rate, avoiding the risk of a jack-knife situation on slippery surfaces.



Transport intensive braking package

Exhaust braking is available across the entire T7 range and is ideal for intensive transport applications. All T7 benefit from lubricated brakes discs maintain braking performance with extended durability. Optional integrated front hub brakes can be specified on 50kph models to improve braking performance when travelling at high speed with fully laden trailers.

Features to boost your productivity.

The T7 Heavy Duty range features up-rated front and rear linkage capacity, which means it can work with the very largest front and rear mounted equipment to enhance your productivity. Want to use the largest ploughs? Then the beefy rear linkage is perfect. If you're a potato farmer or you need to mount the very heaviest seed hoppers, then the fully-integrated front linkage is for you. Available in both category III and IV variants, and with a variety of drawbar options and sliding hitches, your tractor can be specified to suit your specific requirements.



Strong, efficient and powerful

The maximum lift capacity on T7 Heavy Duty tractors is a massive 11,058kg. The system also incorporates integral dynamic ride control shock load protection. This will reduce bounce when travelling with a heavy linkage load at transport speeds. Fender mounted controls for the rear linkage, a rear remote and the PTO are available.



Factory fitted front linkage and PTO

The slim engine hood provides excellent forward visibility. The balanced wheelbase makes it even easier to make full use of the linkage's 5821kg lift capacity. Integrated electronic front linkage controls are within easy reach of the operator.




Flexible ballasting

Thanks to the optional new modular weight block and fully integrated front linkage, ballasting is now even easier. You can choose between a whole host of front ballasting options to perfectly suit each individual application. They can be quickly and simply fitted and removed from the comfort of the cab.

Features to boost your productivity.

New Holland T7 Heavy Duty tractors are designed to offer exceptional heavy draft performance. This is a key demand of tractors developing in excess of 290hp(CV). But T7 tractors are built to do a lot more. PTO and hydraulic performance is maintained, even in demanding conditions, thanks to the constant power curve. Massive performance with optimum economy. The T7 reaches rated PTO speed at reduced engine speed for maximum fuel efficiency. With New Holland T7 versatility comes as standard.



Greater range of PTO speeds

Both the two-speed front and four-speed rear PTO speed selection is managed via an electronic control to make selection and engagement even easier. The front PTO now features a 1000 speed ECO setting, which will reduce fuel consumption when working with triple mowers, for example.



Direct drive for fuel efficiency

All T7 tractors are fitted with a direct drive PTO to minimise power loss between the engine and the implement. The PTO is engaged via a push-pull control, with advanced Soft Start management. This modulates engagement of high inertia attachments to protect the driveline and provide smooth engagement of implements. Additional PTO options include Auto PTO which can be selected to automatically disengage the PTO as the front or rear linkage is raised above a pre-set position. This protects the PTO shaft and tractor.



Headland Turn Sequencing II: hassle free repeatability

HTS II comes as standard. This intuitive system means you can easily record and store all implement sequences and operations at the headland. These can then be played back at the touch of a button. Now, it gets interesting. It's even easier to modify pre-recorded sequences, so when things change, your HTS sequence does as well! Simple, and a great way to improve repeatability and efficiency and to reduce fatigue when working over extended periods.

Hydraulic Power.

All T7 Heavy Duty tractors are fitted with an advanced Closed Centre Load Sensing hydraulic system as standard. Delivering 165 litres/minute as standard, enough to power the majority of farming applications. For the most hydraulically demanding customers, the MegaFlow™ option offers an impressive 220 litres/minute of flow. If that wasn't enough, New Holland has engineered the CCLS system to operate at peak efficiency. The benefit? Full hydraulic power is always available at the remote valves and linkage, but only as much as is needed. The result? Reduced fuel consumption.





Hydraulic remote valve management

In order to tailor hydraulic remote valve control to the individual operator, the T7 Heavy Duty range features a hydraulic remote valve management system. You can control which switches on the CommandGrip™ multifunction handle and on the Integrated Control Panel manage which individual remote. You can also define which paddle operates the fifth remote. These settings can be linked to an individual implement when saved for fast recall.



Flow control using the IntelliView monitor

The IntelliView™ touchscreen monitor makes setting flow rates to individual valves simple. Scroll through the menus and select valve control. Choose the outlet you wish to adjust, and drag the slider with your finger to the desired setting. Job done.



Up to 8 electronic remotes

T7 remote valves are easy to identify with color-coded couplers and levers. All eight remotes can be controlled without moving away from the SideWinder™ II armrest, allowing you to identify and work each remote with exact precision. Four remote levers are on the armrest and two valves are controlled either using the two additional paddles located to the right of the IntelliView™ monitor, or by using the CommandGrip™ handle or by using the electronic joystick. Flow, timing and detent settings can be set to precisely match the job.

360°: T7 Heavy Duty.

The new T7 range has been designed to spend more time working and less time in the yard. All service points are easy to access, and super long service intervals mean they will spend more time in their natural environment: the field!



Dealer Installed Accessories

A comprehensive range of approved accessories to optimise machine performance in all conditions can be supplied and fitted by your dealer.

New Holland Services.



Finance tailored to your business

CNH Industrial Capital, the financial services company of New Holland, is well established and respected within the agricultural sector. Advice and finance packages tailored to your specific needs are available. With CNH Industrial Capital, you have the peace of mind that comes from dealing with a financing company that specialises in agriculture.



Trained to give you the best support

Your dedicated New Holland dealer technicians receive regular training updates. These are carried out both through on-line courses as well as intensive classroom sessions. This advanced approach ensures your dealer will always have the skills needed to look after the latest and most advanced New Holland products.



Service Plus – because your peace of mind is priceless

Service Plus programme provides owners of New Holland agricultural machinery with repair services covering your machinery over the Manufacturer's contractual Warranty. Maximum control over operating costs, repairs completed by authorized NH Dealers using NH genuine parts, higher re-sale value of your machine, transferable coverage. You can choose from three levels of coverage:



Silver Cover - Powertrain

Gold Cover - Extended

Platinum Cover - Full Repair


- The number of years of the cover: two, three, four or five years
- The number of hours of use (or number of bales for balers)
- Many other options to tailor the programme and meet your expectations

Please refer to your Dealer how to take out a Service Plus contract for your machinery



New Holland App

With this new New Holland Agriculture product App, you will be able to discover all the features, benefits and applications of this brand-new T7 Heavy Duty tractor range. Scan here to download the App.



New Holland Style

Want to make New Holland a part of your everyday life? Browse the comprehensive selection on www.newhollandstyle.com. A whole range of items are available including hard wearing work clothing and a vast selection of scale models, together with so much more. New Holland. As individual as you.

Models

	T7.290	T7.315
Armrest type	SideWinder II	SideWinder II
New Holland engine*	NEF	NEF
No. of cylinders / Aspiration / Valves	6 / eVGT / 4	6 / eVGT / 4
Compliant with engine emissions regulations	Tier 4B / Stage 4	Tier 4B / Stage 4
ECOBlue™ SCR HI-eSCR system (Selective Catalytic Reduction)	●	●
Fuel system - High pressure Common Rail	●	●
Approved biodiesel blend**	B7	B7
Capacity (cm³)	6728	6728
Bore and Stroke (mm)	104x132	104x132
Max. horsepower - ISO TR14396- ECE R120 [kW/hp(CV)]	212/288	230/313
Rated horsepower - ISO TR14396- ECE R120 [kW/hp(CV)]	199/271	221/300
Rated engine speed (rpm)	2100	2100
Max. torque ISO TR14396 (Nm)	1194 @ 1400rpm	1282 @ 1400rpm
Torque rise (%)	32	28
Reversible fan	○	○
Variable pitch fan	○	○
Exhaust brake	○	○
Diesel tank capacity standard (Litres)	630	630
AdBlue tank capacity (Litres)	96	96
Service interval (hours)	600	600
Auto Command™ Continuously Variable transmission		
3 transmission aggressiveness settings	●	●
Active StopStart function	●	●
Force base propulsion control	●	●
Auto Command™ Continuously Variable transmission (40kph ECO)	●	●
Min. speed / Max. speed (kph)	0.03 / 40 @ 1300rpm	0.03 / 40 @ 1300rpm
Auto Command™ Continuously Variable transmission (50kph ECO)	○	○
Min. speed / Max. speed (kph)	0.03 / 50 @ 1600rpm	0.03 / 50 @ 1600rpm
Electrical		
12 Volt alternator standard (Amps)	200	200
Battery capacity (CCA / Ah)	1700 / 136	1700 / 136
Axles		
Terraglide™ front axle suspension	●	●
Steering angle (°)	55	55
Terralock™ functions (Auto Diff lock / Auto 4WD)	●	●
Dynamic front fenders	●	●
Bar rear axle	○	○
Turning radius with Terraglide™ suspension front axle (mm)	5700	5700
Hydraulics		
Closed Centre Load Sensing (CCLS)	●	●
Main pump flow Standard / MegaFlow™ option (Lpm)	165 / 220	165 / 220
Remote valve management	○	○
Electronic Draft Control (EDC)	●	●
Remote valves		
Max. no. rear valves	5	5
Joystick control	○	○
Max. no. mid mount valves	3	3
Linkage		
Max. lift capacity at ball ends (kg)	11,058	11,058
Max. lift capacity through the range (610mm behind ball ends) (kg)	9280	9280
Front linkage lift capacity at ball ends (through the range) (kg)	5821	5821
PTO		
Auto Soft Start	●	●
Rear PTO Engine speed at 540 / 540E / 1000 / 1000E (rpm)	1930 / 1598 / 1853 / 1583	1930 / 1598 / 1853 / 1583
Electronic PTO selection	●	●
Auto PTO management	●	●
Front two speed PTO (1000rpm)	○	○
Front PTO Engine speed at 1000 / 1000E	1890 / 1585	1890 / 1585
Brakes		
Electro Hydraulic park brake	●	●
Hydraulic trailer brakes	○	○
Optional pneumatic trailer braking system	○	○
Optional ABS braking system	○	○
Optional ABS SuperSteer™ system	○	○
Cab		
Four pillar 360° Horizon™ cab with FOPS - OECD code 10 level 1	●	●
Horizon™ cab category level - EN 15695	2	2
High visibility roof hatch	○	○
High visibility RHS door	○	○
Opening RHS door	○	○
Heated front and rear windscreen	○	○
8 LED lighting pack	●	●
12 LED lighting pack	○	○
16 LED 360 degree lighting pack	○	○
20 LED lighting pack (16 LED Light Pack + 4 LED Hood light pack)	○	○

Models	T7.290	T7.315
Cab		
Comfort seat with seat belt	●	●
Dynamic Comfort™ heated seat with seat belt	○	○
Auto Comfort™ Active Climate Control, leather seat with seat belt	○	○
Auto Comfort™ Active Climate Control, Blue Power trim with seat belt	○	○
Instructors seat with seat belt	●	●
CommandGrip™ multifunction handle	●	●
Electronic adjustment of SideWinder™ II armrest	●	●
Air conditioning with automatic climate control	●	●
Cab air recirculation filters	●	●
MP3 Bluetooth radio (hands free phone calls)	○	○
Telescopic mirrors with wide angle view, heating and electrically adjustable	●	●
Comfort Ride™ cab suspension	●	●
Headland Turn Sequencing (HTS)	●	●
Headland Turn Sequencing II (HTS II)	○	○
Fender mounted external PTO & linkage controls	●	●
Fender mounted external remote valve control	○	○
IntelliView™ IV colour monitor	●	●
Dual IntelliView™ IV colour monitor	○	○
ISO 11783 connector	○	○
Camera connection	○	○
IntelliSteer® guidance ready	○	○
PLM® Connect telematics	○	○
ISOBUS Class II (External and in cab connection)	○	○
ISOBUS Class III (External and in cab connection)	○	○
Tyre pressure monitoring system (Up to 16 individual tyres)	○	○
External air hose connection	○	○
Optimum cab noise level - 77/311EEC [dB(A)]	69	69
Factory fit rotating beacons (1 / 2)	○	○
Weights		
Minimum unballasted / shipping weights (kg)	10,500	10,500
Typical working weight (kg)	10,500 - 12,500	10,500 - 12,500
Max. permissible weight at 50kph (Class 4) (kg)	16,000	16,000

● Standard ○ Optional – Not available * Developed by FPT Industrial ** Biodiesel blend must fully comply with the latest fuel specification EN14214:2009 and operation is in accordance with operator manual guidelines



Dimensions

T7.290 - T7.315

Rear tyre size		650/85 R38	710/70 R42	800/70 R38	710/75 R42	900/60 R42
A Maximum overall length inc. front and rear linkage (mm)				5700		
B Minimum width (mm)		2536	2592	2656	2592	2993
C Height at centre of rear axle to top of Cab / Exhaust (mm)				2355 / 2372		
D Tyre loaded radius*** (mm)		920	920	900	955	955
E Wheelbase (mm)				2995		
F Track width (flange axle min. / max.) (mm)		1840 / 1930	1840 / 1930	1818 / 1952	1840 / 1930	2052

*** Guideline only, refer to tyre manufactures data

New Holland Top Service: customer support and customer information.



Top Availability

If you need information, or have an out of hours question, ring our toll-free number*. All day, every day, we are just a call away.



Top Speed

Express parts delivery: when you need it, where you need it!



Top Priority

Fast-track solution during the season: because your harvest can't wait!



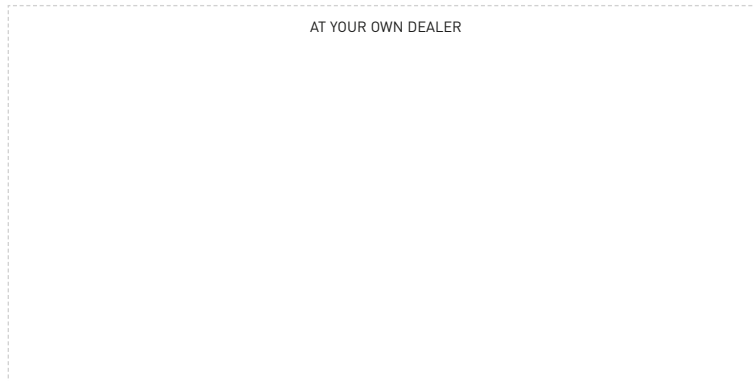
Top Satisfaction

We drive and track the solution you need, keeping you informed: until you are 100% satisfied!



For more details, ask your New Holland dealer!

* Calls to the Top Service team are free from landlines in the United Kingdom and Republic of Ireland. UK-based mobile calls are also free, but Republic of Ireland mobile users should call 01 2421881 and this will be charged at your standard network rate.



www.newholland.com/uk - www.newholland.com/ie

