



# NEW HOLLAND T4 POWERSTAR

T4.55 | T4.65 | T4.75



# THE MOST COMFORTABLE PLACE TO BE

## EVEN GREATER FARMING PLEASURE. THE UPGRADED T4 POWERSTAR™ RANGE.

The upgraded three model T4 PowerStar™ range has been designed to take farming comfort to a whole new level. With 55 to 75hp(CV) on tap, even the most demanding users will be able to sit back and relax in this, a truly New Holland tractor. Fully compliant with the even more stringent Tier 4B emissions regulations, you can save fuel and improve performance with efficient Common Rail engines. From distinctive styling to responsive performance, the T4 PowerStar is a key member of your farming family.



### ABSOLUTE DRIVING PLEASURE

Long days will fly by in the deluxe VisionView™ cab that has been designed around you to maximise your productivity. How? Conceived in virtual reality following extensive consultation with many customers, it offers ergonomic comfort to all operators, and has set a new industry benchmark in this segment. The advanced air conditioning and a full sized instructor seat mean the T4 PowerStar takes operator comfort to a whole new level. Pleasure. Guaranteed.



### POWER AND PRODUCTIVITY

Are you looking for a tractor that offers you outstanding productivity in a compact package? Then the T4 PowerStar is the natural choice. Advanced Common Rail engines deliver precise fuelling for unbeatable responsive performance and improved fuel efficiency. The range's power curve is flat between 1900 and 2100rpm for sustained power during demanding operations. An outstanding power-to-weight ratio of a mere 30.4kg/hp(CV), further enhances fuel economy. The fully integrated front loader with quick cycle times makes loader applications even more efficient, especially when combined with the hydraulic Powershuttle. Performance. Guaranteed.





## LOWER OPERATING COSTS

New Holland is committed to boosting your profitability by lowering your operating costs. The new Common Rail engines reduce your fuel consumption by up to 13% when compared to previous models. The particulate matter catalyst for Tier 4B compliance is low maintenance and requires zero regeneration. Even longer 600 hour service intervals, together with simple daily checks, courtesy of the single piece hood and ground-level service points, make keeping your tractor in tip top condition as easy as 1-2-3.



## MAXIMUM VERSATILITY

No two farms are alike, so the new T4 PowerStar has been engineered by design to offer users ultimate versatility. Perfectly at home in an agricultural environment, it can effortlessly turn its hand to specialist loader or PTO tasks, and is equally capable in transport or field situations. This adaptable all-rounder is also the perfect solution for municipalities and golf courses. Versatility. Guaranteed.



### EXACTLY WHAT IT SAYS ON THE BONNET

The T4 PowerStar's performance is immediately obvious to all users. How? Quite simply it's on the bonnet. The first two digits 'T4' refer to the tractor's category and the following two, for example '75', refer to the maximum engine power. What does that mean to you? You can buy your T4 PowerStar safe in the knowledge that its performance will perfectly match your requirements. New Holland has an illustrious record in the sub-100hp(CV) segment, just think of the 4610 tractor for example. These well loved machines were renowned for their efficiency, performance and reliability: just like today's T4 PowerStar. Trust New Holland for ultimate productivity peace of mind.



## STEP UP, RELAX AND ENJOY THE RIDE

Ergonomic design. Absolute comfort. Industry-leading operator environment. These all add up to the ultimate driving experience. The deluxe VisionView™ cab was developed using state-of-the-art virtual reality techniques. What does that mean? A bespoke cab, designed around you that fits like a glove.





## WELCOME ABOARD

The wide opening door guarantees easy entry, and comfortable operation is further enhanced thanks to the super flat floor and suspended pedals-grouped to reduce fatigue during long working days. Note the fully tiltable steering column is adjustable to suit you. You can leave your hat on thanks to the exceptional headroom, courtesy of the repositioned air conditioning unit. Just sit back, relax and enjoy the view from the panoramic deluxe VisionView™ cab for perfect visibility of all attachments, whatever their dimensions.

## ARE YOU SITTING COMFORTABLY?

The optional deluxe air suspension seat features a fully integrated armrest. For operators who extensively use rear mounted equipment, 15° of swivel are available to reduce neck fatigue during long days. There is ample space in the cab for the full size passenger seat with seat belt further enhancing comfort and safety.



## ENJOY SOME HOME COMFORTS

A simple to operate radio is available throughout the entire range. Selecting your favourite station on the go is easy thanks to the large-sized, reinforced buttons. For music lovers, an MP3 auxiliary plug, together with its own personal pocket, is also available. A convenient coat hook has also been added to keep everything neatly in its place.



## CONTROL THE CLIMATE OF YOUR CAB. THE LATEST IN COOL TECHNOLOGY.

The air conditioning system features dual zone technology to guarantee high performance in all seasons. Individually position up to 10 vents to control the airflow for ultimate all-body comfort, or in cases of extreme temperatures, super-fast defrosting of the windscreen. The B-pillar mounted controls fall perfectly to hand, and can be intuitively adjusted whilst on the move.



## BRILLIANT LIGHTS FOR DARK NIGHTS

A full range of working lights are fitted to all models as standard. These can be angled to suit the application, offering a broad spread of light and turning night into day. They are easily controlled via a dedicated switch panel on the B-pillar.



## ROPS VERSION

All models are available in ROPS format, which features a rear folding frame. Safety is further enhanced during loader activities by the optional FOPS compliant canopy. Operators will still be able to enjoy the super flat floor and ergonomic controls of the cabbed versions, with the addition of specifically engineered components.




## DESIGNED IN THE VIRTUAL WORLD FOR THE REALITY OF THE REAL WORLD

The T4 PowerStar™ controls have been precisely placed to offer you the ultimate in ergonomic operation. Designed around you in the virtual world, to accommodate operators of all shapes and sizes, the ergonomic 'Command Arc' right hand console, places the most frequently used controls to the right of the operator. This enhances comfort and productivity, and banishes cab contortionism to the past.



### MONITORS ARE WELCOME

A baler bar, with fully adjustable position-settings can be specified for bale monitors and control boxes, perfect for haying businesses. Controls are placed in the natural line of sight for improved safety.



## DESIGNED AROUND YOU. DESIGNED BY YOU.

New Holland knows that real farming knowledge can only come from real farmers. That's why customers were involved in the design of the T4 PowerStar's cab. You told us where you wanted the controls to be and we put them there. The process was further refined using state of the art virtual techniques, and Jack, a virtual farmer, was used to ensure that farmers of all shapes and sizes can enjoy the deluxe VisionView™ cab in absolute comfort.



### • INFORMATION AT A GLANCE

The clear visible instrument cluster moves in conjunction with the fully tiltable steering column, which means you will always have an unobstructed view of key operating parameters. Want to know your PTO speed or even when your next service is due? Simply glance at the easy to read LCD display and you'll be in the know.

### • FINGER TIP LOADER CONTROL

Up to two mid-mount valves are controlled by the integrated joystick. Ideally positioned to ensure precision operation from the comfort of the driver's seat, productivity is increased and fatigue reduced.

• Transmission controls are intuitively situated to the right of the operator. Both the range lever and gear stick have been positioned to ensure the ultimate in comfortable operation from the natural driving position.

• The electronic throttle control enables you to smoothly fine tune your forward speed.

• Control up to three remote valves with the dedicated levers.

• Position and draft controls can be fine-tuned with the easy to reach lever.

• A dedicated slot, just below the radio, is perfect for holding your mobile telephone or even an MP3 player and provides easy connection to the auxiliary input.

• The four wheel drive is simply and easily engaged with a fingertip switch.

• The ergonomic lever to the right of the operator engages and disengages the PTO in absolute safety.

• Ergonomic creeper engagement via a dedicated lever to the right of the operator.

• The PTO speed selector lever falls perfectly to hand from the comfort of the operator's seat.



## CLEAN, POWERFUL ENGINES

The entire T4 PowerStar™ range boasts 3.4 litre Common Rail F5C engines developed by FPT Industrial that comply with the stringent Tier 4B emissions regulations. Advanced Common Rail technology delivers precise fuelling for optimal response and has also reduced fuel consumption by up to 13%. This super-quiet engine develops up to 75hp(CV) and up to 310Nm of torque for guaranteed productivity and operator comfort. The flat power curve between 1900-2100rpm maintains maximum performance for longer. Throw in a power-to-weight ratio of just 30.4kg/hp(CV) and the T4 PowerStar is your perfect farming partner. The entire range uses a particulate matter catalyst (PM Cat) for Tier 4B compliance, which requires minimal maintenance and zero regeneration. This further enhances efficiency.



*Sustainable Efficient Technology*



### PM CAT: EFFICIENT EMISSIONS TECHNOLOGY

In order to meet the even more stringent Tier 4B emissions regulations, advanced PM Cat technology has been used. Put simply, the PM Cat is a particle separator which is located in the exhaust system downstream of a diesel oxidation catalyst. Particulate matter, or soot, contained in the exhaust gas, passes through the PM Cat and when it touches the walls it is burned off. This filter never blocks due to the high flow of exhaust gasses. The simplest system around, it requires no operator intervention and never requires fuel sapping regeneration. Trust New Holland for simple solutions which help you and the environment.

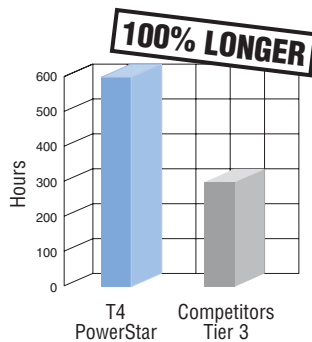






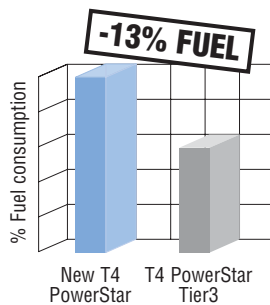
### COMMON RAIL. COMMON SENSE.

More responsive tractors. Lower fuel bills. This is the result of Common Rail technology. As your T4 PowerStar receives precisely the amount of fuel it requires, maximum power is now sustained between 1900-2100rpm for enhanced operating flexibility. The optimised combustion process also results in more efficient engines which are better able to respond to your demands. Common Rail. It's common sense.



### LONG SERVICE INTERVALS

Advanced engineering design means lower maintenance demands. The T4 PowerStar's already industry-leading service intervals have been further extended by 20% to 600 hours, making them 100% longer than their competitors. Choose New Holland to save money, downtime and to protect the environment.



### REDUCING FUEL CONSUMPTION BY 13%

The introduction of Common Rail and PM Cat technology has reduced the T4 PowerStar's fuel consumption by up to 13%. Quite simply, thanks to precision fuelling, fuel use has been optimised when compared to existing T4 PowerStar models.


### POWERED BY FPT INDUSTRIAL

New Holland are not going it alone when it comes to Tier 4 technology, they can draw on the experience of their sister company: FPT Industrial.

**Pioneers:** Fiat invented Common Rail technology in the 1980s and brought it to the masses in 1997 on the Alfa Romeo 156. They were the very first to introduce it on agricultural machines on the TS-A tractor. Pioneering. Always.

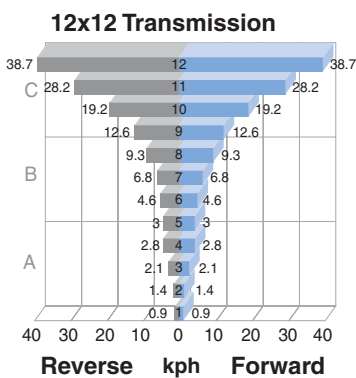
**Cleaner:** Fiat SpA for the last five consecutive years has the lowest average CO<sub>2</sub> emissions of any automotive manufacturer in Europe. Cleaner. Everywhere.

**Proven:** FPT Industrial have already produced over 250,000 F5C engines during the last five years. Reliability. Confirmed.



# SELECT THE TRANSMISSION THAT SUITS YOU

New Holland knows that every farmer has different requirements, and that intelligent innovation also means offering tried and tested solutions to improve efficiency. Therefore, a choice of transmissions means that you will always be able to find the perfect solution for your operation.



### SYNCHRO SHUTTLE TRANSMISSION

Available throughout the entire range, the 12x12 Synchro Shuttle™ offers four gears in the working range, perfect for fine tuning forward speed to a variety of implements. It features a robust mechanical shuttle for positive direction changes.

### HYDRAULIC POWERSHUTTLE TRANSMISSION

The 12x12 transmission is available in Hydraulic Powershuttle configuration. The shuttle is ergonomically positioned on the steering column to enable fingertip shuttling: you can operate the shuttle whilst holding the steering wheel. Perfect for productivity boosting precision loader work in absolute safety.



**SUPER SAFE MECHANICAL PARK LOCK\***

If you work in very hilly terrain, then the mechanical park lock will give you additional peace of mind. This system is mechanically engaged via a dedicated position on the range lever, and it mechanically locks the gears to prevent even the slightest forward or reverse creep when parked on any slope. This is especially beneficial when towing fully laden trailers.

\*Available January 2015



**HOW SLOW DO YOU NEED TO GO?**

The 12x12 Synchro Shuttle and 12x12 Hydraulic Powershuttle transmissions can be further enhanced with the addition of a creeper option, which provides an additional four or eight gears to guarantee speeds as low as 0.108km/h. This means you'll be able to tackle specialist applications such as hand planting and vegetable harvesting with relish!



**AXLES TO SUIT YOUR NEEDS**

The entire T4 PowerStar™ range can be specified with either two or four wheel drive options to ensure that your tractor meets your individual needs. For those who work in demanding conditions, or require enhanced braking performance, four wheel drive is the natural choice which automatically engages to assist braking on 40kph models. Four wheel drive engagement is courtesy of a dedicated fingertip switch situated on the Command Arc.

## PURPOSE DESIGNED FOR PRODUCTIVITY

New Holland knows that full integration is far better than something that has been tacked on as an afterthought. That is why the T4 PowerStar™ was designed with front loaders in mind. The T4 PowerStar is fully compatible with New Holland 700TL front loader: the perfect productivity combination. With 2000kg lift capacity and up to 3.4m lift height, the 720TL loader is perfect for every situation.

### LOW MOUNTING FOR IMPROVED VISIBILITY

The loader's low mounting brackets guarantee exceptional forward and downward visibility, both when the loader is mounted, or when it has been removed. Moreover, the low mounting points have lowered the tractor's overall centre of gravity, which adds up to enhanced stability when transporting full loads in the fully extended position.

### QUICK ON, QUICK OFF

Attachments can be quickly and easily connected courtesy of quick coupling technology. Just one coupling safely secures the attachments for reduced time in the yard and more time on the job. Do you always need your loader? Reduce your operating costs by removing it when not required, after all, it's got its own built-in stands for safe storage.

Models	720TL
Max. lift height (m)	3.4
Max. lift capacity (kg)	2000
<b>T4.55</b>	○
<b>T4.65</b>	○
<b>T4.75</b>	○

○ Optional





### LOOK UP AND WHAT DO YOU SEE?

Your loader of course! The deluxe VisionView™ high visibility roof hatch has been engineered by design to offer you the perfect view of your loader at full extension. When combined with the super thin roof beam, offering you the smallest obscured band in the segment, you can work safe in the knowledge that you have perfect vision of the bucket from ground level to full lift height, from the comfort of your seat. On the very hottest days, the roof hatch can be fully opened to improve ventilation. Dazzling sun? Simply pull across the integrated sun visor to shade yourself from the harshest rays.



### FOPS: YOUR SAFETY PARTNER

Both cabbed and optional canopy ROPS versions offer FOPS protection technology as standard to guard against injury from falling objects.

## TAILORED HYDRAULIC OFFERING

The 48 litre/minute hydraulic system on the T4 PowerStar™ has been precision engineered to ensure it perfectly meets your individual requirements. Designed with front loaders in mind, a dedicated steering pump ensures that steering accuracy is maintained without compromising loader cycle times. An optional front axle which features a slot for compatibility with specialist front driven implements is available. This maintains overall strength and is perfect for many municipality applications.



### LIFT-O-MATIC™ PLUS SYSTEM. SPEED AND PRECISION.

The optional Lift-O-Matic™ Plus system is perfect if you work extensively with rear mounted equipment, which needs to be continually lifted and reengaged at row ends. It can be operated in two ways:

1. Pull the lever fully back or push it completely forward for super-fast raise or lower to a pre-set position.
2. Push or pull the lever and then release. This stops the implement in the exact position required.



### MID-MOUNT REMOTE VALVE WITH OPTIONAL THIRD FUNCTION

The T4 PowerStar range can be specified with two mechanical mid-mount remote valves to operate mid-mounted equipment or a loader. They are controlled via an ergonomic, fully integrated joystick in the cab. An optional third function button is now available, ideal when operating bale grabs or feed buckets.



### **STRONG, EFFICIENT AND POWERFUL**

Measured at the ball ends, the rear linkage has a maximum lift capacity of up to 2760kg when specified with the optional external assistor-rams. The robust and heavy duty design means even the heaviest implements can be lifted with ease.



### **MECHANICAL REMOTE VALVES**

Up to three remote valves can be specified to suit the task in hand. The optional diverter means up to eight couplers can be attached. The valves are engaged via the dedicated levers situated on the Command Arc, and enable three positions, float-neutral-extend, to be swiftly and intuitively selected.



### **EFFICIENT PTO OPERATION WITH ECO SETTING**

The standard PTO speed has been lowered to 1900rpm to reduce fuel consumption and for quieter operation. An ergonomic lever, located on the Common Arc, is used to select the desired PTO speed. A fuel saving 540ECO PTO speed is also available, and guarantees impressive fuel savings thanks to a reduced engine speed of a mere 1592rpm.

## 360°: T4 POWERSTAR

The T4 PowerStar™ has been designed for the ultimate in ease of daily maintenance. All service points are easy to access from ground level, and super long service intervals mean these tractors will spend more time in their natural environment: doing what you want them to!



The engine air filter is easy to check, clean or replace, with no need for tools.

Engine and hydraulic oil are checked without opening the bonnet for faster checking and simpler servicing.

Single piece, lockable bonnet opens wide for full servicing access.

Replace or clean the cab air filter by simply removing from the easy access fender mounted position.



The cooling package slides out for simple and efficient cleaning.

Refill the lockable 90 litre fuel tank from ground level.

### **GUIDANCE: YOUR PRECISION FARMING SOLUTION**

The EZ-Guide 250 solution is your answer to precision farming. Fitted with an enhanced high definition display, both models can also use an additional GPS receiver to make operations, such as fertiliser spreading, even easier and more accurate thanks to 'row' guidance functionality. The system is easy to set up and operate, and you can quickly transfer data to your PC thanks to a USB flash drive port.



### **DEALER INSTALLED ACCESSORIES**

A comprehensive range of approved accessories to optimise machine performance in all conditions can be supplied and fitted by your dealer.





## FINANCE TAILORED TO YOUR BUSINESS

CNH Industrial Capital, the financial services company of New Holland, is well established and respected within the agricultural sector. Advice and finance packages tailored to your specific needs are available. With CNH Industrial Capital, you have the peace of mind that comes from dealing with a financing company that specialises in agriculture.

## TRAINED TO GIVE YOU THE BEST SUPPORT

Your dedicated New Holland dealer technicians receive regular training updates. These are carried out both through on-line courses as well as intensive classroom sessions. This advanced approach ensures your dealer will always have the skills needed to look after the latest and most advanced New Holland products.

## SERVICE PLUS - LONG LASTING CONFIDENCE

Service Plus coverage from Covéa Fleet provides owners of New Holland agricultural machinery with additional cover on the expiry of the manufacturer's contractual warranty. Please ask your dealer for more details.

Terms and conditions apply.

## NEW HOLLAND APPS

[iBrochure](#)


[NH Weather](#)

[NH News](#)

[Farm Genius](#)

[PLM Calculator](#)

[PLM Academy](#)



Experience New Holland  
What's App!

Scan here to download the Apps



## NEW HOLLAND STYLE

Want to make New Holland a part of your everyday life? Browse the comprehensive selection on [www.newhollandstyle.com](http://www.newhollandstyle.com).

A whole range of items are available including hard wearing work clothing and a vast selection of scale models, together with so much more.

New Holland. As individual as you.



**SERIES POWERSTAR**

<b>MODELS</b>	<b>T4.55</b>	<b>T4.65</b>	<b>T4.75</b>
<b>Engine*</b>	F5C	F5C	F5C
No. of cylinders / Aspiration / Valves / Emission level Tier-Stage	4 / T / 2 / 4B-4	4 / T / 2 / 4B-4	4 / T / 2 / 4B-4
Capacity (cm <sup>3</sup> )	3400	3400	3400
Approved Biodiesel blend	B20**	B20**	B20**
Bore and Stroke (mm)	99x110	99x110	99x110
Max. horsepower - ISO TR14396- ECE R120 [kW/hp(CV)]	43/58	48/65	55/75
Rated horsepower - ISO TR14396- ECE R120 [kW/hp(CV)]	43/58	48/65	55/75
Rated engine speed (rpm)	2300	2300	2300
Max. torque ISO TR14396 (Nm)	244@1500	275@1500	309@1500
Torque rise (%)	37	38	36
Horizontal exhaust	●	●	●
Diesel tank capacity (Litres)	90	90	90
Service interval (hours)	600	600	600
<b>Synchro Shuttle™ transmission (30kph / 40kph)</b>	●	●	●
Number of gears (FxFR)	12x12	12x12	12x12
Min. Speed (kph)	0.8	0.8	0.8
Gears in the 4 -12km/h working range	4	4	4
<b>Hydraulic Powershuttle transmission (30kph / 40kph)</b>	○	○	○
Number of gears (FxFR)	12x12	12x12	12x12
Min. Speed (kph)	0.8	0.8	0.8
Gears in the 4 -12km/h working range	4	4	4
<b>Synchro Shuttle™ transmission [Optional Creeper (30kph / 40kph)]</b>	○	○	○
Number of gears (FxFR)	20x20	20x20	20x20
Min. Speed (kph)	0.1	0.1	0.1
Gears in the 4 -12km/h working range	4	4	4
<b>Hydraulic Powershuttle transmission [Optional Creeper (30kph / 40kph)]</b>	○	○	○
Number of gears (FxFR)	20x20	20x20	20x20
Min. Speed (kph)	0.1	0.1	0.1
Gears in the 4 -12km/h working range	4	4	4
<b>Electrical</b>			
12 volt alternator (Amps)	120	120	120
Battery capacity (CCA / Ah)	100	100	100
<b>Axles</b>			
2WD front axle	○	○	○
4WD front axle	●	●	●
Steering angle 2WD / 4WD (°)	55 / 55	55 / 55	55 / 55
Dynamic front fenders	○	○	○
Turning radius with 2WD / 4WD front axle (mm)	3660 / 3815	3660 / 3815	3660 / 3815
Electro Hydraulic 4WD engagement	○	○	○
Limited slip front diff. lock	●	●	●
<b>Hydraulics</b>			
Fixed displacement	●	●	●
Main pump flow (Lpm)	47.5	47.5	47.5
Steering and services pump flow (Mechanical shuttle / Hydraulic Shuttle) (Lpm)	27.5 / 35.6	27.5 / 36	27.5 / 36
Mechanical Draft Control (MDC)	●	●	●
<b>Remote valves</b>			
Type	Standard / Deluxe	Standard / Deluxe	Standard / Deluxe
Max. no. rear valves / diverter	3 / 1	3 / 1	3 / 1
Max. no. rear remote outlets	8	8	8
Max. no. mid mount valves	2	2	2
Max. no. mid remote outlets	4	4	4
Mid mount joystick control	○	○	○
<b>Linkage</b>			
Rear Linkage category	I / II	I / II	I / II
Max. lift capacity at ball ends (kg)	2760	2760	2760
Max. lift capacity through the range (610 mm behind ball ends) (kg)	2070	2070	2070
<b>Front loader ready</b>	○	○	○
Integrated loader joystick	○	○	○
<b>PTO</b>			
Servo Assisted PTO engagement	●	●	●
Engine speed at:			
540 (rpm)	1958	1958	1958
540 / 540E (rpm)	1958 / 1592	1958 / 1592	1958 / 1592
Ground speed	○	○	○
<b>Brakes</b>			
Mechanical Park Lock (Available January 2015)	○	○	○
Hydraulic trailer brakes	○	○	○

## SERIES POWERSTAR

### MODELS

		T4.55	T4.65	T4.75
<b>Operator Environment</b>				
Suspended platform with rear mounted foldable ROPS		●	●	●
Deluxe VisionView™ cab with FOPS - OECD code 10 level 1		○	○	○
Deluxe VisionView™ cab category level - EN 15695		2	2	2
High visibility roof hatch		●	●	●
Rear window wiper / washer		○	○	○
Deluxe air suspension 15° swivel seat with seat belt		○	○	○
Instructors seat with seat belt		○	○	○
Command Arc right hand console		●	●	●
Tilting steering column		○	○	○
Air conditioning		○	○	○
Air recirculation filters		○	○	○
MP3 Radio (with aux input socket)		○	○	○
Telescopic shatterproof mirrors		○	○	○
Deluxe VisionView™ cab noise level - 77/311EEC	[dB(A)]	78	78	78
Factory fit rotating beacons (1 or 2)		○	○	○
<b>Weights</b>				
Minimum unballasted / shipping weights:				
2WD front axle with ROPS	(kg)	2280	2280	2280
4WD front axle with ROPS	(kg)	2700	2700	2700
2WD front axle with cab	(kg)	2550	2550	2550
4WD front axle with cab	(kg)	2830	2830	2830
2WD max. permissible weight at 30kph	(kg)	4500	4500	4500
4WD max. permissible weight at 40kph	(kg)	4800	4800	4800

● Standard ○ Optional – Not available \* Developed by FPT Industrial \*\* Conditions apply




### MODELS

		T4.55	T4.65	T4.75
<b>Dimensions</b>				
With rear tyre size***		340/85 R28	420/85 R30	480/70 R30
<b>A</b> Overall length inc. front support to rear linkage	(mm)	3884	3884	3884
<b>B</b> Minimum width	(mm)	1756	1938	2008
<b>C</b> Height at centre of rear axle to top of ROPS	(mm)	1952	1952	1952
Height at centre of rear axle to top of ROPS folded	(mm)	1306	1306	1306
Height at centre of rear axle to top of cab	(mm)	1784	1784	1784
<b>D</b> Overall height to cab roof	(mm)	2409	2484	2484
<b>E</b> Wheelbase				
2WD front axle	(mm)	2180	2180	2180
4WD front axle	(mm)	2132	2132	2132
<b>F</b> Track width (min. / max.)	(mm)	1416 / 1928	1518 / 1918	1528 / 1928
<b>G</b> Ground clearance (depends on hitch or tow hook)	(mm)	333	393	423


\*\*\* Rear tyres other than those mentioned are available: 340/85 R28, 420/85 R30, 480/70 R30

# NEW HOLLAND TOP SERVICE: CUSTOMER SUPPORT AND CUSTOMER INFORMATION



## TOP AVAILABILITY

If you need information, or have an out of hours question, ring our toll-free number\*. All day, every day, we are just a call away.



## TOP SPEED

Express parts delivery: when you need it, where you need it!



## TOP PRIORITY

Fast-track solution during the season: because your harvest can't wait!



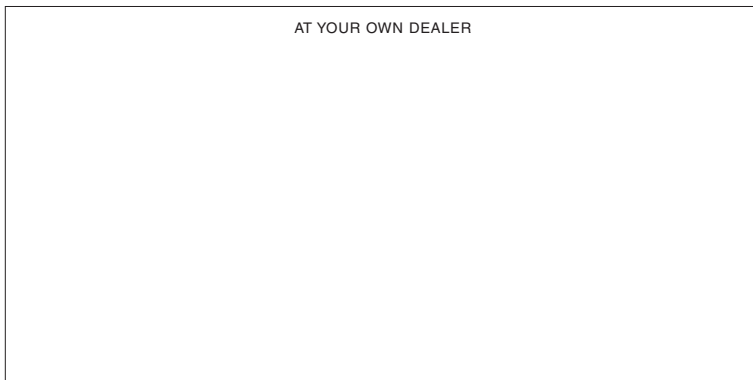
## TOP SATISFACTION

We drive and track the solution you need, keeping you informed: until you are 100% satisfied!



For more details, ask your New Holland dealer!

\* Calls to the Top Service team are free from landlines in the United Kingdom and Republic of Ireland. UK-based mobile calls are also free, but Republic of Ireland mobile users should call **01 2421881** and this will be charged at your standard network rate.



[www.newholland.com/uk](http://www.newholland.com/uk) - [www.newholland.com/ie](http://www.newholland.com/ie)

The data indicated in this folder are approximate. The models described here can be subjected to modifications without any notice by the manufacturer. The drawings and photos may refer to equipment that is either optional or intended for other countries. Please apply to our Sales Network for any further information. Published by New Holland Brand Communications. Bts Adv. - Printed in Italy - 12/14 - TP01 - (Turin) - 140005/INB

New Holland with

